
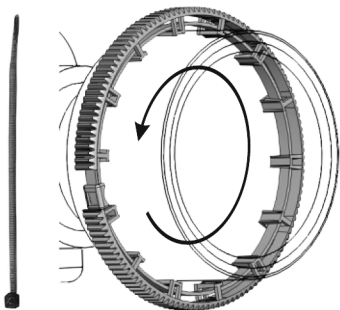


1

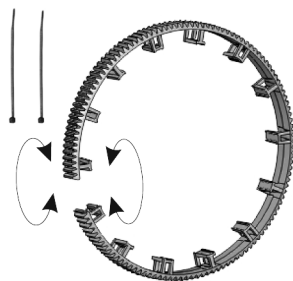


CUT THE LENS GEAR TO NECESSARY LENGTH

2

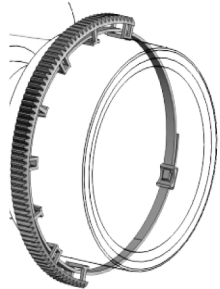


USE BIG ZIP TIE FOR PERMANENT ATTACHMENT OF THE LENS GEAR



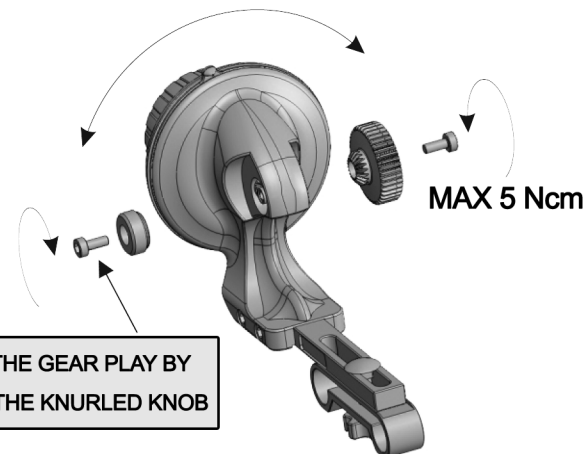
USE SMALL ZIP TIES FOR TEMPORARY ATTACHMENT OF THE LENS GEAR

3



THE LENS GEAR MAY BE USE ALSO PARTIALLY

DRIVE GEAR CAN BE REVERSED BY FLIPPING IT TO OTHER SIDE



ADJUST THE GEAR PLAY BY TURNING THE KNURLED KNOB

MAX 5 Ncm

